

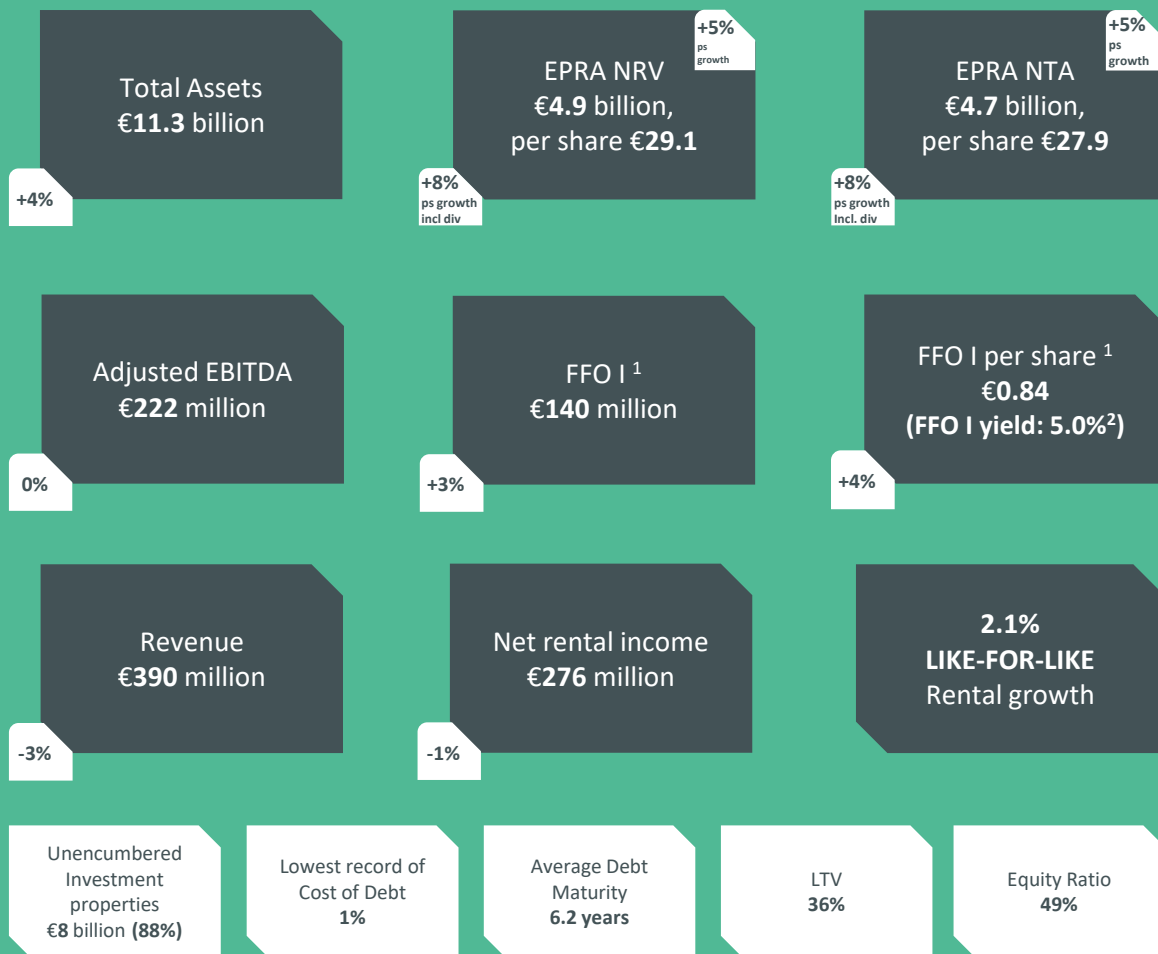


FINANCIAL RESULTS PRESENTATION

9M 2021
NOVEMBER 2021

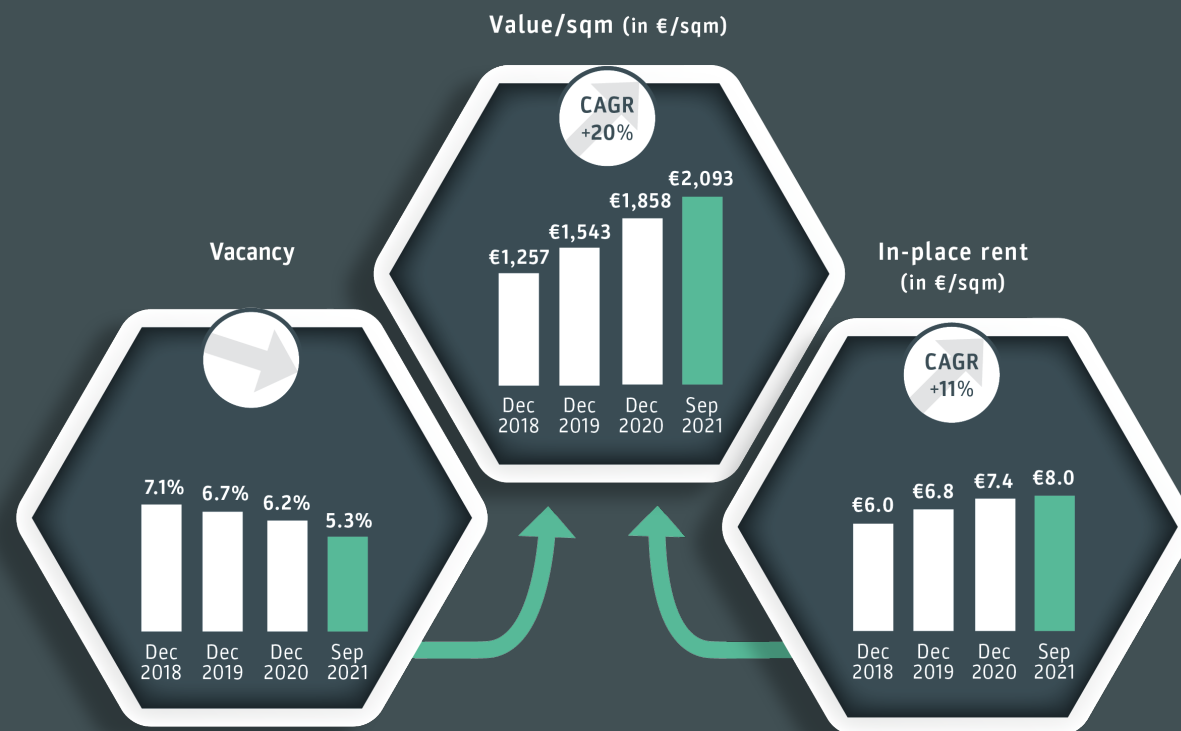


STRONG OPERATIONAL PERFORMANCE WITH ENHANCED ASSET QUALITY



¹ previously defined as FFO I / FFO I per share after perpetual notes attribution
² based on FFO I per share annualised and a share price of €22.4

STRONG LETTING PERFORMANCE AND VALUE CREATION ON A CONSISTENT BASIS



OPERATIONAL PROFITABILITY

Selected consolidated statement of profit or loss	9M 2021	9M 2020
in € '000 unless otherwise indicated		
Revenue	389,522	401,238
Net rental income	276,162	278,973
Property revaluations and capital gains	325,549	271,711
Share of profit from investments in equity-accounted investees	3,952	3,936
Property operating expenses	(162,067)	(170,750)
Administrative and other expenses	(8,066)	(8,873)
EBITDA	548,890	497,262
Adjusted EBITDA	222,024	223,077
Depreciation and amortization	(3,614)	(3,492)
Finance expenses	(34,193)	(38,322)
Other financial results	(128,618)	(41,400)
Current tax expenses	(28,256)	(22,563)
Deferred tax expenses	(63,919)	(48,990)
Profit for the period	290,290	342,495
Earnings per share (basic) in €	1.39	1.68
Earnings per share (diluted) in €	1.31	1.58

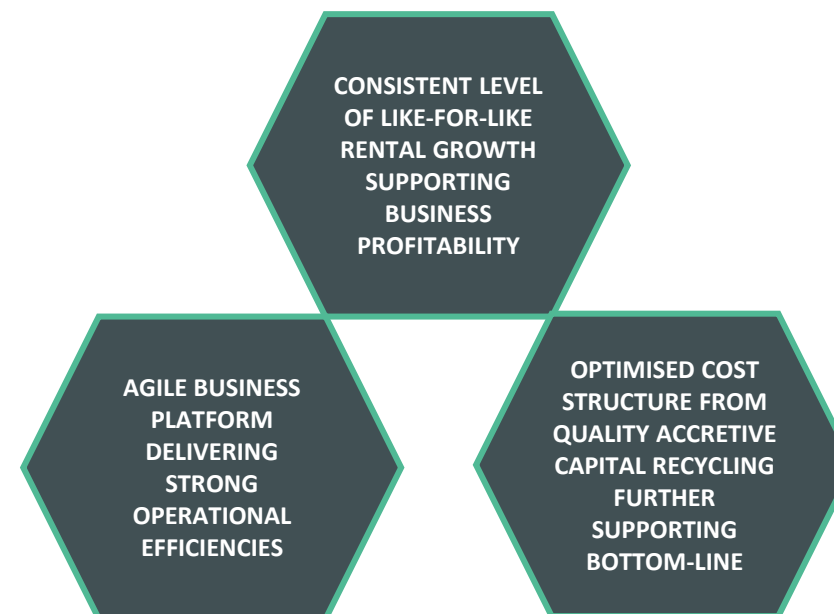
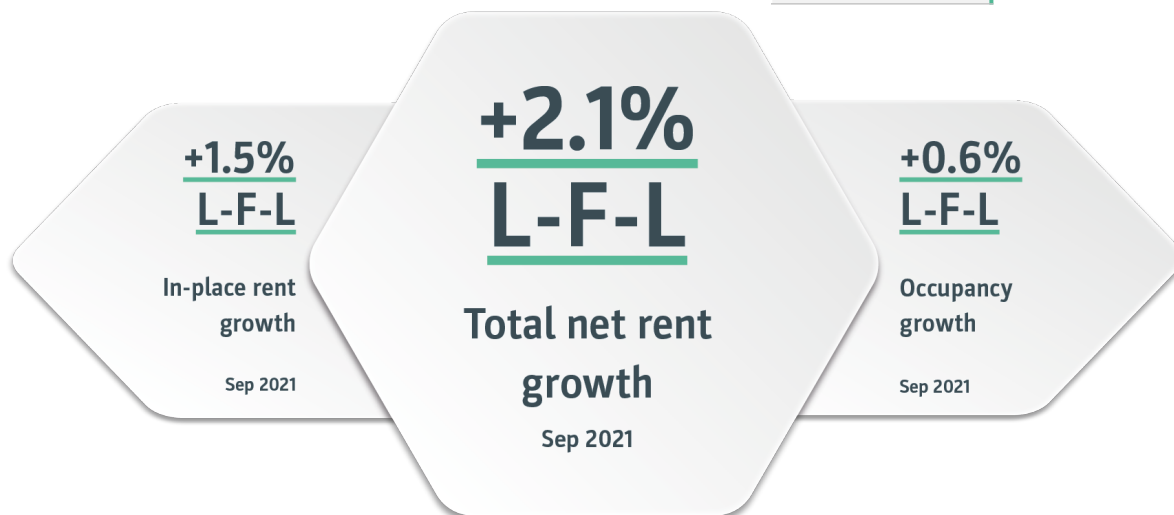
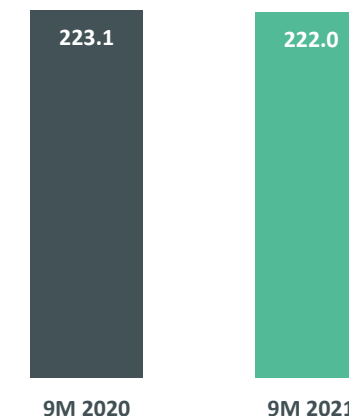
NET RENTAL INCOME

(in € millions)



ADJUSTED EBITDA

(in € millions)



FFO I + II

in € '000 unless otherwise indicated

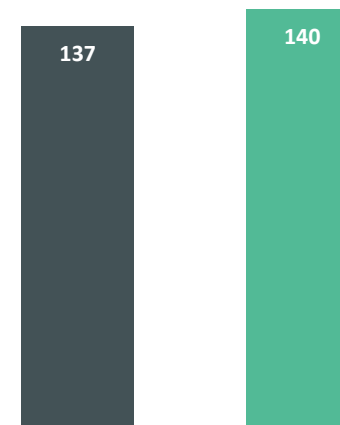
	9M 2021	9M 2020
Adjusted EBITDA	222,024	223,077
Finance expenses	(34,193)	(38,322)
Current tax expenses	(28,256)	(22,563)
Contribution from / (to) joint ventures and minorities, Net	(285)	(579)
Adjustment for perpetual notes attribution	(18,804)	(24,774)
FFO I¹	140,486	136,839
FFO I per share¹ (in €)	0.84	0.81
FFO I yield³	5.0%	
FFO I¹	140,486	136,839
Result from disposal of properties	72,251	108,345
FFO II²	212,737	245,184

¹ previously defined as FFO I / FFO I per share after perpetual notes attribution

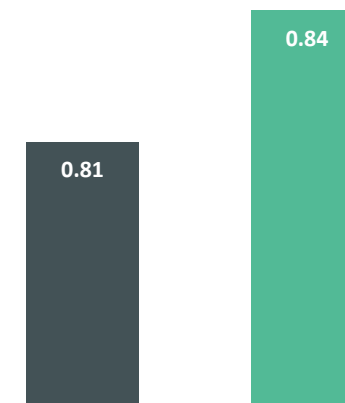
² Reclassified to be based on FFO I after perpetual notes attribution

³ Based on FFO I per share annualised and a share price of €22.4

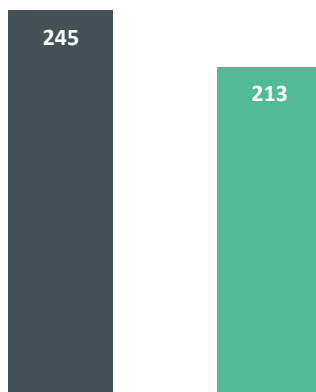
FFO I¹ (in € millions)



FFO I per share¹ (in €)



FFO II² (in € millions)



Disposals during the nine-month period ending September 2021 amounted to over €300 million, 13% above book value.

These comprise primarily of non-core assets in secondary cities, generating a profit margin over costs (incl capex) of 30%

FFO I
yield³
5.0%

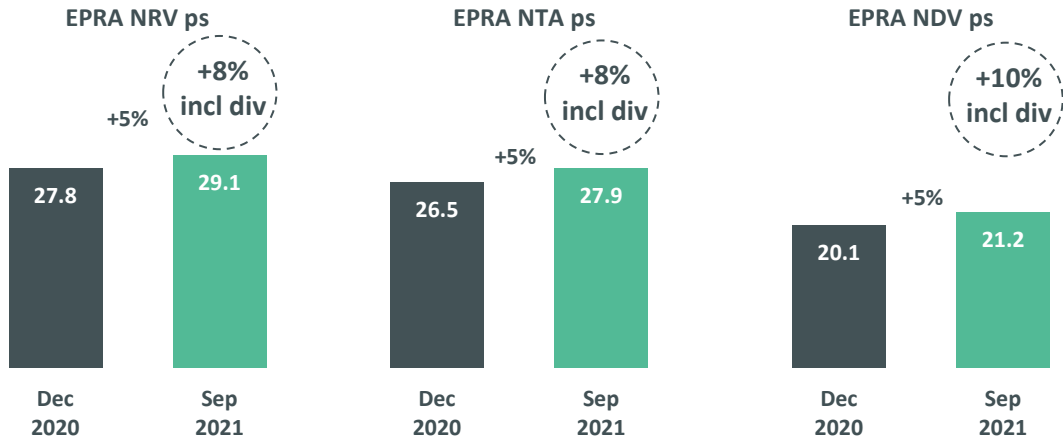
Dividend
yield³
3.8%

Optimized financial platform continues to deliver enhanced profitability

GCP's accretive share buyback programme, reinvesting into the portfolio at attractive pricing, also supported the growth in the FFO I on a per share level.

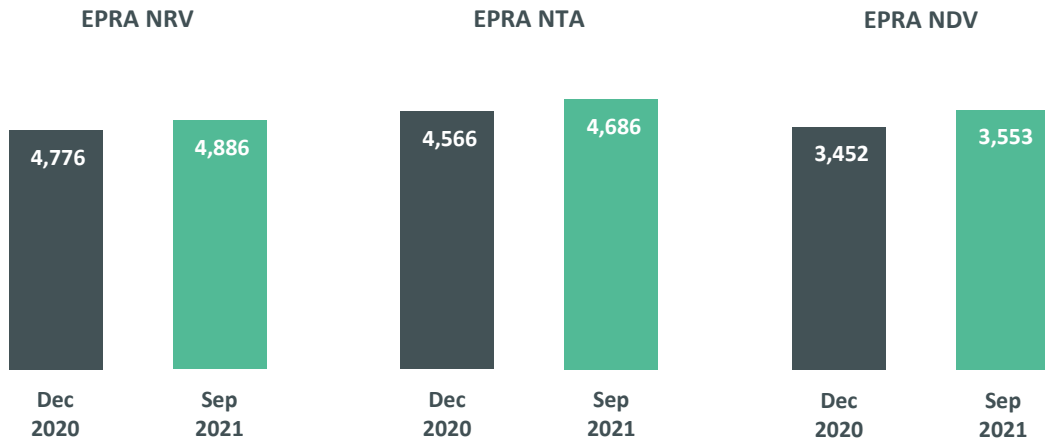
EPRA NAV METRICS

EPRA NAV PER SHARE METRICS (in €)



EPRA NAV metrics supported by profit generation, offset by the dividend payment during the period while the EPRA NAV per share metrics were further supported by the share buyback program.

EPRA NAV METRICS (in € millions)



EPRA NRV → assumes that entities never sell assets and aims to represent the value required to rebuild the entity

- Deferred tax liabilities fully added back
- RETT fully added back

EPRA NTA → assumes that entities buy and sell assets, thereby crystallizing certain levels of unavoidable deferred tax and triggering purchaser's costs.

GCP has classified properties into three categories for which, as they may be disposed in the long term, **deferred taxes or real estate transfer tax are not added back** in the NTA calculation:

Investment properties held for sale.

Properties classified in the portfolio as "Others" and may be disposed on an opportunistic basis. The Company will further evaluate the probability of these properties to be disposed or held long term.

Development rights in Germany

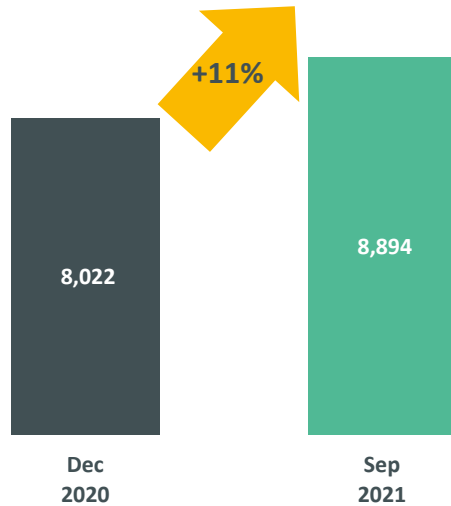
EPRA NDV → represents the shareholders' value under a disposal scenario, where deferred tax and financial instruments are calculated to the full extent of their liability, net of any resulting tax

No adjustments besides fair value measurements of debt.

PORTFOLIO OVERVIEW

INVESTMENT PROPERTY

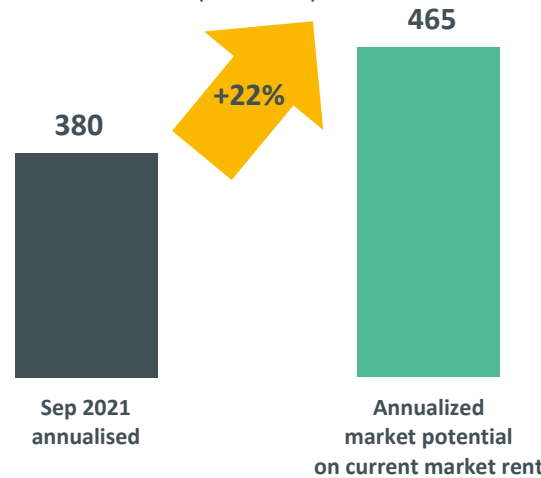
(in € millions)



ANNUALIZED RENTAL INCOME vs.

MARKET POTENTIAL

(INCLUDING VACANCY REDUCTION)
(in € millions)



In total, acquisitions of investment properties amounted to approx. €700 million, including approx. 6,700 units at an average multiple of 18x.

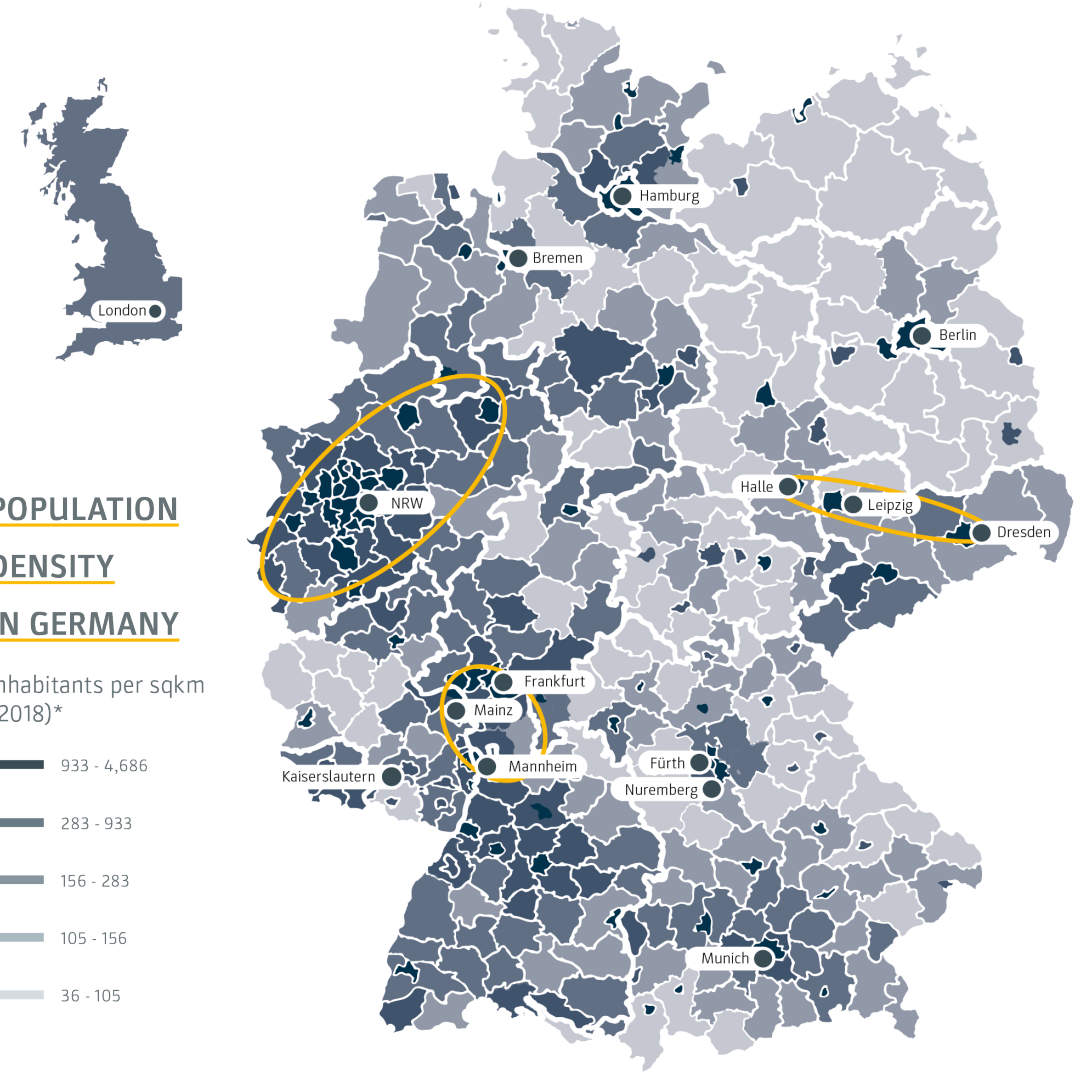
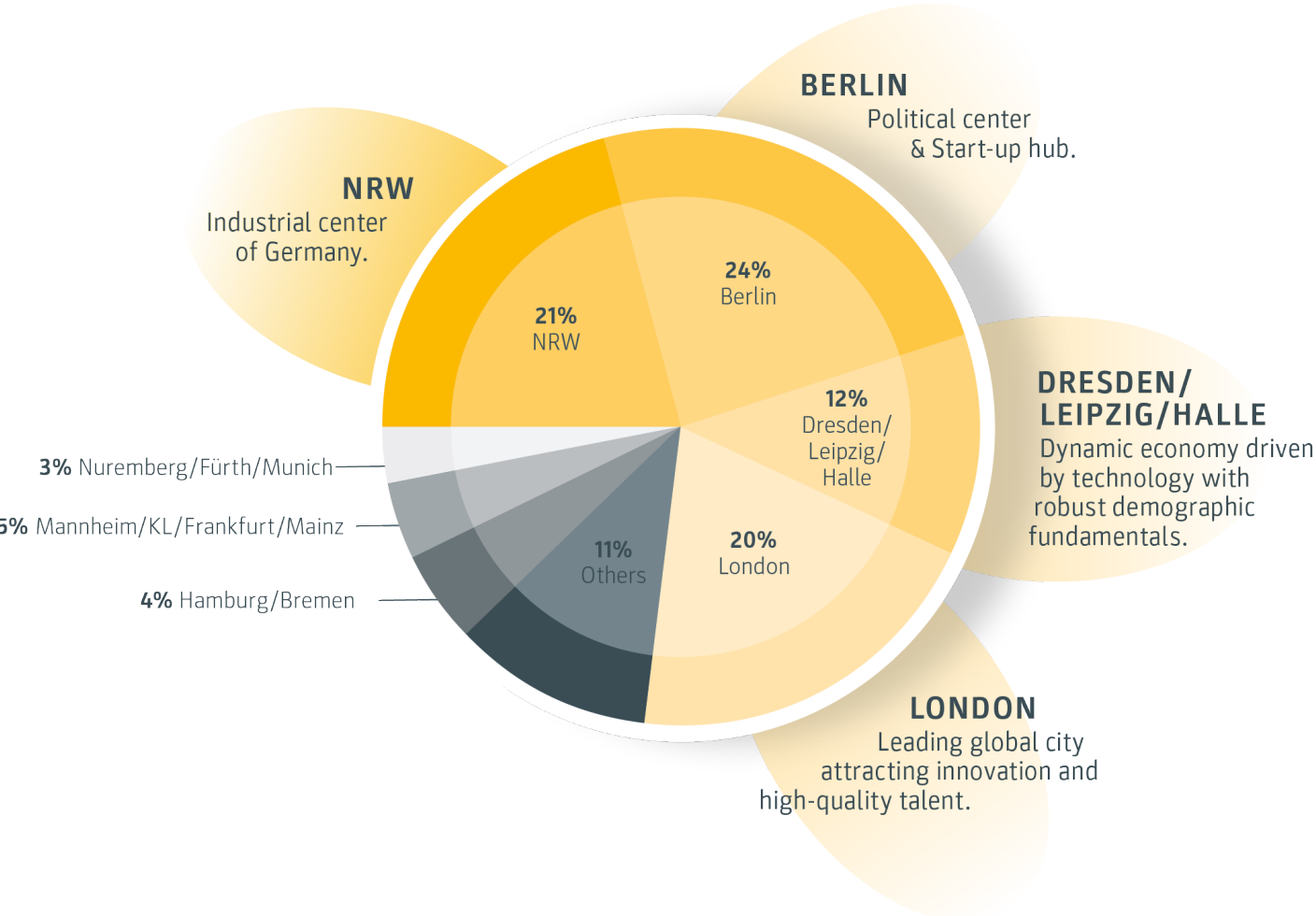
Of which approx. 2,000 units were located mainly in London, Berlin, Dresden, Munich and other German cities and amounted to over €400 million

Additionally, GCP also increased its stake in a joint venture resulting in a full consolidation of a portfolio over 4,700 units in NRW, amounting to over €280 million.

	Value (in €M)	Area (in k sqm)	EPRA vacancy	Annualized net rent (in €M)	In-place rent per sqm (in €)	Number of units	Value per sqm (in €)	Rental yield
NRW	1,839	1,229	5.4%	88	6.1	17,949	1,497	4.8%
Berlin	1,950	583	4.6%	60	8.6	8,017	3,344	3.1%
Dresden/Leipzig/Halle	1,065	816	4.9%	51	5.5	14,007	1,306	4.8%
Mannheim/KL/Frankfurt/Mainz	410	194	3.4%	20	8.5	3,292	2,114	4.8%
Nuremberg/Fürth/Munich	281	80	6.9%	9	9.4	1,430	3,518	3.1%
Hamburg/Bremen	364	269	6.3%	20	6.5	4,053	1,354	5.5%
London	1,731	209	6.0%	76	32.7	3,891	8,297	4.4%
Others	945	723	5.0%	56	6.9	12,300	1,306	5.9%
Development rights and new buildings*	309							
Total	8,894	4,103	5.3%	380	8.0	64,939	2,093	4.4%

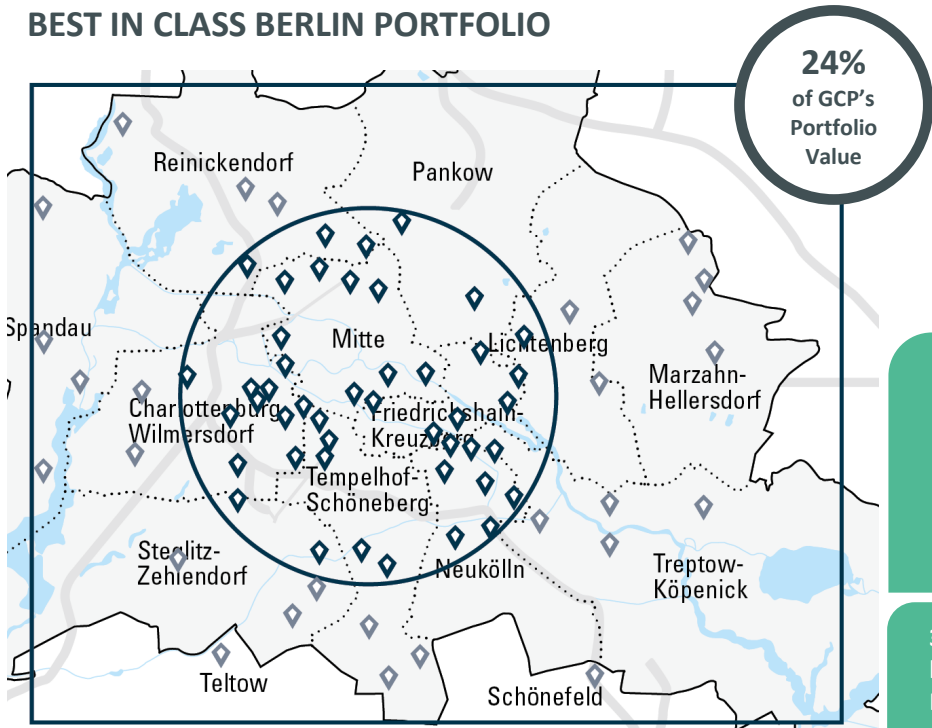
*of which pre-marketed buildings in London amount to €51 million

DIVERSIFIED PORTFOLIO WITH HIGH GROWTH POTENTIAL



FOCUS ON CENTRAL LOCATIONS IN BERLIN AND NRW

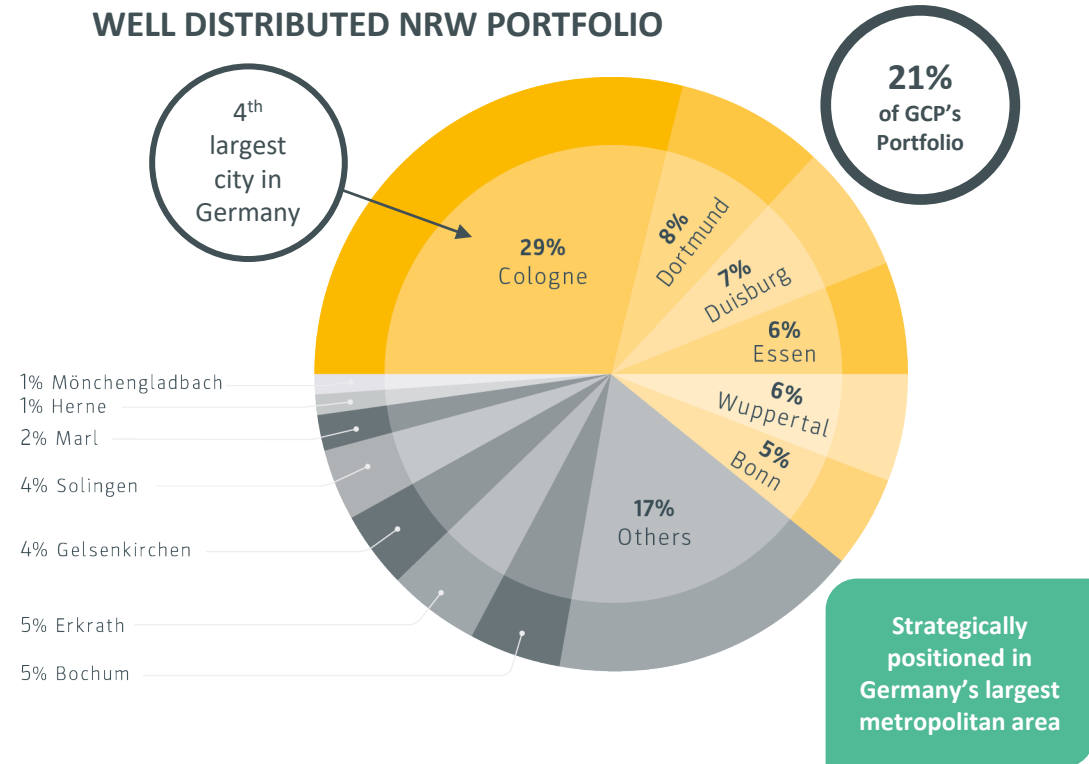
BEST IN CLASS BERLIN PORTFOLIO



70% of the Berlin portfolio is located in top tier neighborhoods:
 Charlottenburg, Wilmersdorf, Mitte, Kreuzberg, Friedrichshain, Lichtenberg, Schöneberg, Neukölln, Steglitz and Potsdam.

30% is well located in affordable locations located primarily in Reinickendorf, Treptow, Köpenick and Marzahn-Hellersdorf.

WELL DISTRIBUTED NRW PORTFOLIO



* all breakdowns are by values, unless otherwise indicated

BERLIN



COLOGNE



BERLIN



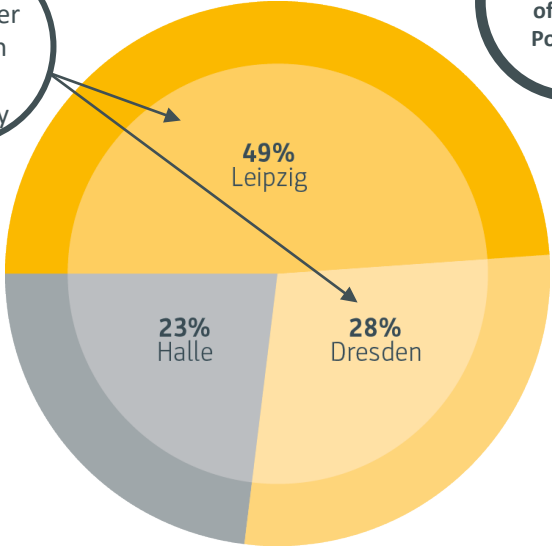
DORTMUND



QUALITY EAST AND NORTH PORTFOLIO

QUALITY EAST PORTFOLIO DRESDEN/LEIPZIG/HALLE

Largest cities, after Berlin, in Eastern Germany



12%*
of GCP's
Portfolio

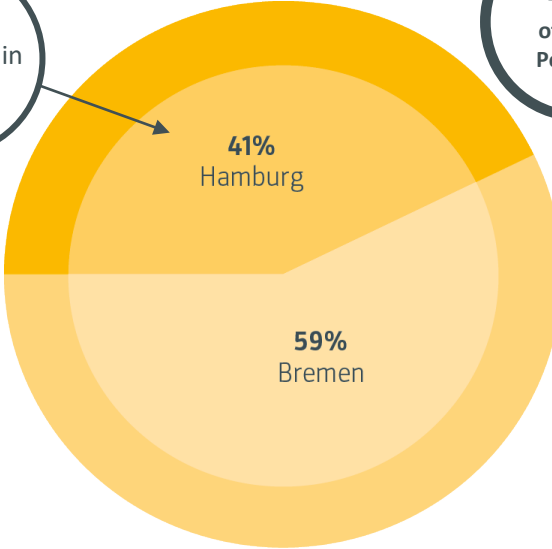
DIVERSIFICATION INTO GERMANY'S DYNAMIC EASTERN CITIES WITH STRONG DEMOGRAPHIC FUNDAMENTALS

WELL POSITIONED IN GERMANY'S LARGEST NORTHERN CITIES

RESILIENT AND DEFENSIVE PORTFOLIO WITH UPSIDE POTENTIAL

QUALITY NORTH PORTFOLIO HAMBURG / BREMEN

Second largest city in Germany



4%*
of GCP's
Portfolio

*all breakdowns are by values

DRESDEN



HAMBURG



HALLE



BREMEN



HIGH QUALITY LONDON PORTFOLIO*

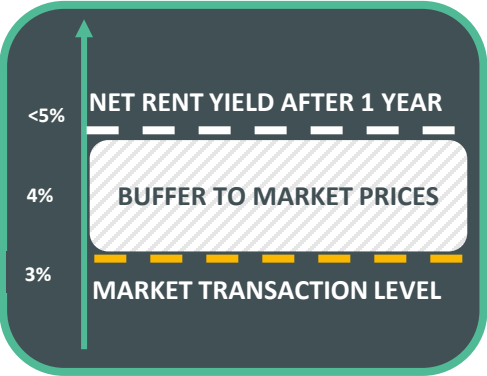


20%
of GCP's
Portfolio

Approx. **85%** of the portfolio is situated within a short walking distance to an underground/overground station

Through strong letting performance from double digit vacancy to occupancy of **94%** as of **September 2021**


The total London portfolio, including pre-marketed units consists of approx. **4,100** units



GCP'S LOW ENTRY POINT INTO THE LONDON RESIDENTIAL MARKET IS BOTH EMBEDDING A HIGH UPSIDE AND IS ALSO VERY DEFENSIVE ON VALUATION AND CASH FLOWS.

The map represents approx. 90% of the London Portfolio

WELL CONNECTED LONDON PORTFOLIO



* all breakdowns are by values



BARNET



GREENWICH



FULHAM



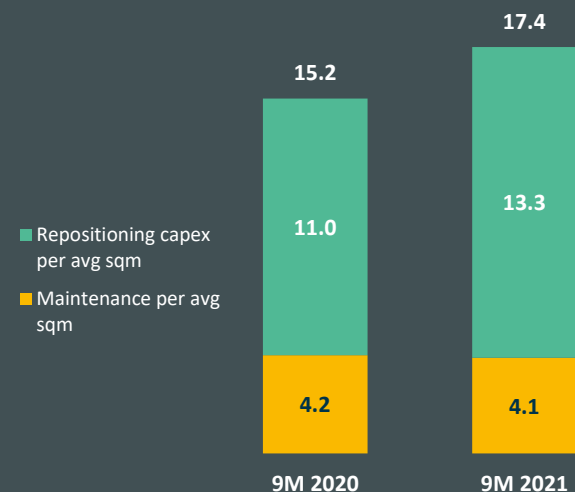
MAINTENANCE & REPOSITIONING CAPEX

REPOSITIONING CAPEX

- Focus remains on improving the asset quality
- All capex is directed towards value creation
- Other value-add measures include:
 - Upgrading apartments for new rentals
 - Enhancing staircases and public areas
 - Installing playgrounds
 - Installing elevators and ramps
 - Other similar measures
- During 9M 2021, GCP invested €13.3/avg sqm into repositioning capex

REPOSITIONING CAPEX & MAINTENANCE


(in € per average sqm)



PLAYGROUNDS



UPGRADED APARTMENTS



BEFORE/AFTER



ADJUSTED FUNDS FROM OPERATIONS (AFFO)

in € '000 unless otherwise indicated	9M 2021	9M 2020
FFO I ¹	140,486	136,839
Repositioning Capex	(51,601)	(49,388)
AFFO ²	88,885	87,451

¹ previously defined as FFO I after perpetual notes attribution

² Reclassified to be based on FFO I after perpetual notes attribution

FINANCIAL POLICY

GCP FINANCIAL POLICY

Strive to achieve A- global rating in the long term

LTV limit at 45%

Debt to debt plus equity ratio at 45% (or lower) on a sustainable basis

Maintaining conservative financial ratios with a strong ICR

Unencumbered assets above 50% of total assets

Long debt maturity profile

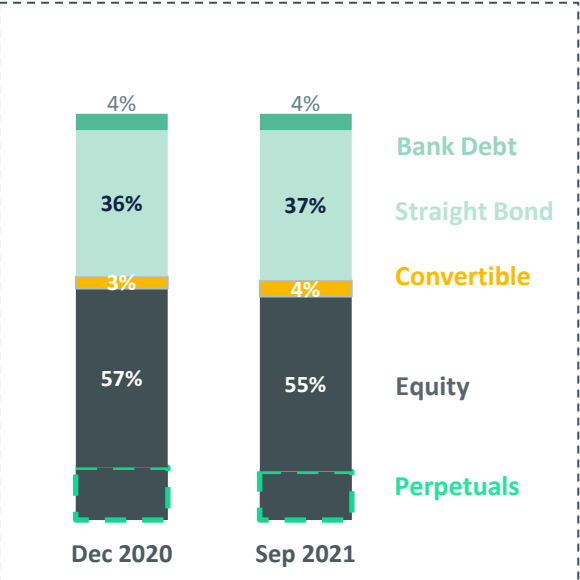
Good mix of long-term unsecured bonds & non-recourse bank loans

Dividend distribution of 75% of FFO I per share

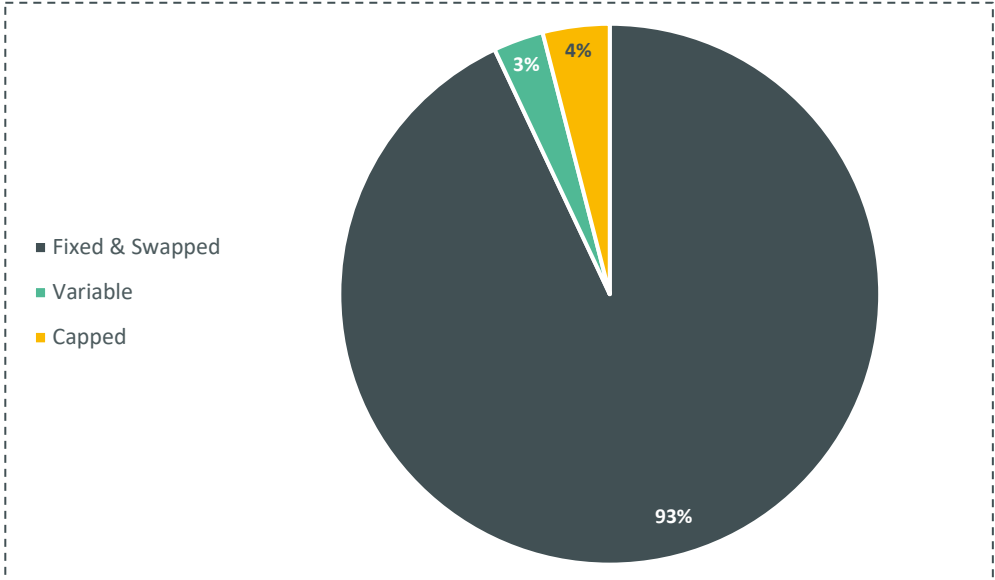
GCP REMAINS COMMITTED TO MAINTAINING A CONSERVATIVE FINANCIAL POLICY

CAPITAL STRUCTURE

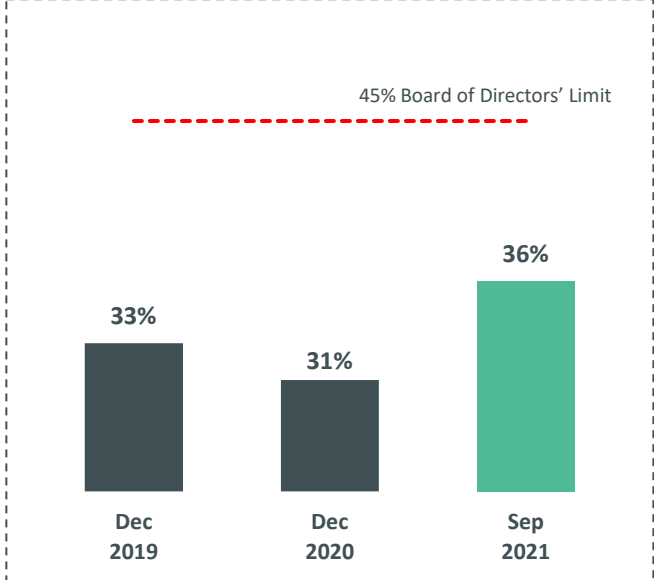
FINANCING SOURCES MIX



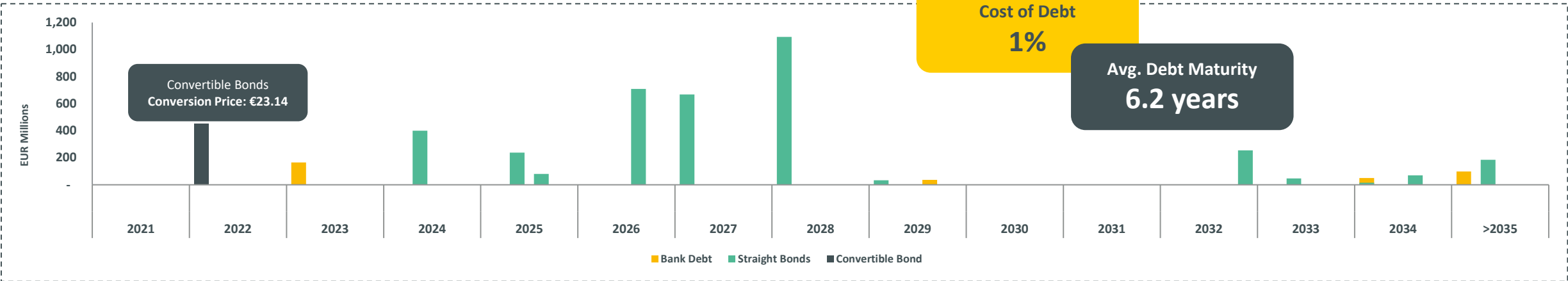
HEDGING RATIO



LOW LTV



DEBT MATURITY SCHEDULE



DEBT COVERAGE & CREDIT RATING

INTEREST COVER RATIO

ICR*
6.5x

*Adjusted EBITDA/ Interest

UNENCUMBERED INVESTMENT PROPERTIES

€8
billion

88%
of value

CORPORATE CREDIT RATING

Investment grade
credit rating
with a stable outlook

S&P

BBB+ → A-

Long term strategic
goal to reach A-
rating

LIQUIDITY POSITION



Approx.
€1.3
billion

BERLIN



GUIDANCE

	FY 2021 Guidance
FFO I	183-192
FFO I per share (in €)	1.08-1.13
Dividend per share (in €)	0.81-0.85
Total net rent like-for-like growth	2%-3%
LTV	<45%

GUIDANCE CONFIRMED



APPENDIX

ESG AND SUSTAINABILITY



ENHANCED REPORTING

In order to effectively address the varied interests and priorities of our business partners, investors, tenants, employees and communities

NON-FINANCIAL REPORT

externally assured by Mazars and intended primarily for legislators and investors to provide a description of how we manage the material environmental, social and governance matters

Available [here](#)

SUSTAINABILITY INSIGHTS

based on 12 topics identified as material in GCP's materiality assessment and is intended for investors and ESG analysts. These insights follow the guidelines developed by the Global Reporting Initiative (GRI), EPRA and the disclosure requirements of the main investor-orientated ESG benchmarks that we participate in.

Available [here](#)

SUSTAINABILITY IN FOCUS

provides an overview of our sustainability activities and is intended for use by our wider stakeholders, including our tenants, employees and the communities in which our assets are located.

Available [here](#)



For the 5th year in a row, GCP was awarded the **EPRA BPR Gold Award** for its Annual Financial Report for FY 2020 as well as the **EPRA sBPR Gold Award** for its EPRA sBPR reporting.

RECOGNITION FOR ESG & SUSTAINABILITY MEASURES

- ❑ 75th percentile within real estate peer group in Corporate Sustainability Assessment
- ❑ One of the leading sustainability ratings, which inclusion in Dow Jones Sustainability Index is based on
- ❑ Industry best in sub-category *Customer Relationship Management*
- ❑ 97th percentile in sub-category *Social Integration & Regeneration*



Now a Part of **S&P Global**



SUSTAINALYTICS

AUGUST 2020

GCP's ongoing commitment to sustainability was recognized in the recent Sustainalytics ESG Risk Rating Report [ranking GCP 2nd out of 105 companies](#) (1st = lowest risk). Sustainalytics, a Morningstar company is a leading ESG and Corporate Governance research and ratings firm.



- ❑ Member of the Bloomberg Gender-Equality Index (GEI) for the 2nd year in succession
- ❑ The GEI brings transparency to gender-related practices and policies at publicly listed companies
- ❑ Inclusion reflects a high level of disclosure in gender-related metrics

ESG GOALS

FOCUS AREAS

ISSUES



TARGETS

Tenants

Customer satisfaction
Customer health & safety
 Liveable environment



- Create a high standard of living at our properties through safe, attractive buildings, active community building and engaged customer service
- Retain residents by actively fostering tenant loyalty, by creating supportive, affordable communities where people enjoy living and staying
- Continually enhance tenant satisfaction levels with regard to all assessment areas

Employees


Occupational health & safety
Core Labour standards
 Diversity & equal opportunities
 Training & Development



- Be among the top ten most attractive employers in the German residential real estate sector by 2030
- Become a health & wellbeing certified office by 2025
- Reduce sick days by encouraging our employees to be active and maintain a healthy lifestyle

Environment

Energy & Emissions
 Climate change adaption
 Wastewater & waste
 Water



- Achieve a 40% reduction in CO₂ emissions by 2030 compared to 2018
- Continue the implementation of highly efficient heating systems
- Increase the amount of assets with on-site energy systems such as PV and Combined Heat and Power (CHP/CCHP)
- Expansion of the charging station infrastructure for electromobility and further inclusion of electric vehicles in our fleet
- Achieve electricity supply from renewables and climate-neutral gas supply for 100% of our assets where we have operational influence
- Further reduce non-recyclable waste by expanding waste management
- Limit water consumption to only that which is necessary and eliminate wasteful usage

Society

Local communities
 Social challenges



- Build supportive and affordable communities where people want to live and stay
- Target investments toward the creation of high-quality shared spaces for tenants and support local community-building organizations
- Support measures that are geared to pay into achievement of the United Nation's Sustainable Development Goals
- Support charitable organisations in our local communities with up to €500,000 p.a. through the GCP Foundation

Governance

Compliance
Fair business
Data protection
 Suppliers
 Regulatory framework
 Recognition



- Maintain zero compliance violations
- Ensure that all personal data stored and/or processed in the course of the Group's operations is protected from manipulation and misuse
- Maintain zero human rights violations in the supply chain

ENVIRONMENT



GCP'S HEADQUARTERS EQUIPPED WITH PHOTOVOLTAIC (PV) SYSTEMS ALONG WITH CHARGING STATIONS FOR ELECTRIC VEHICLES



GOING FORWARD

- ➔ Identify **most inefficient buildings** and develop **roadmap** to improve energy-efficiency
- ➔ Continue analysis for potential implementation of **renewable energy systems** on-site
- ➔ Conclude **PPA** (Power Purchase Agreement) with **renewable power producer** and increase quality of guarantees of origin
- ➔ Launch project to further support topic of **biodiversity**

SOCIAL

TENANTS

Alternative activities for our tenants during lock-downs, like virtual Santa event.

Our traditional tenant events at our properties will resume as soon as coronavirus pandemic allows

Virtual flat viewings as a health & safety measure for prospective tenants

Continued dialogue with and strong support for our tenants, reflected in continuously high tenant satisfaction with our 24/7 service center

GCP FOUNDATION

More than 40 charitable projects through our Foundation across Germany

Supported creative centers, childcare care centers and local sports teams, among others.

GCP Foundation has extended support to the areas affected by floods in NRW, resulting in distribution of food, clothing and medicine

Scholarships given to students in Halle

EMPLOYEES

The Company values diversity, a fact that is also illustrated with 39 nations represented among all GCP employees.

Offered a range of online trainings, as well as Leadership Program

Working from home made possible for majority of staff due to coronavirus pandemic

Cooperation with external partner that offers holiday care and virtual childcare for children of our employees

LOOKING AHEAD

- Improve and enhance employee training & development.
- Mandatory eLearning module on sustainability for all employees.
- Introduction of "Culture Days" to foster and celebrate diversity within our staff.
- Extent of social projects and tenant events depends on Covid-19 development – the Foundation will focus on projects that deal with the repercussions of lockdown, homeschooling, etc.



GOVERNANCE

1

BEST-IN-CLASS REPORTING LEADING TO HIGH STANDARDS OF TRANSPARENCY

- For the **FIFTH CONSECUTIVE** year, GCP received the EPRA BPR and sBPR gold awards for its financial reporting and sustainability reporting, respectively.
- GCP also published its remuneration report for 2020, further improving its reporting and transparency standards.

2

EXPERIENCED LEADERSHIP WITH STRONG AND INDEPENDENT BOARD OF DIRECTORS

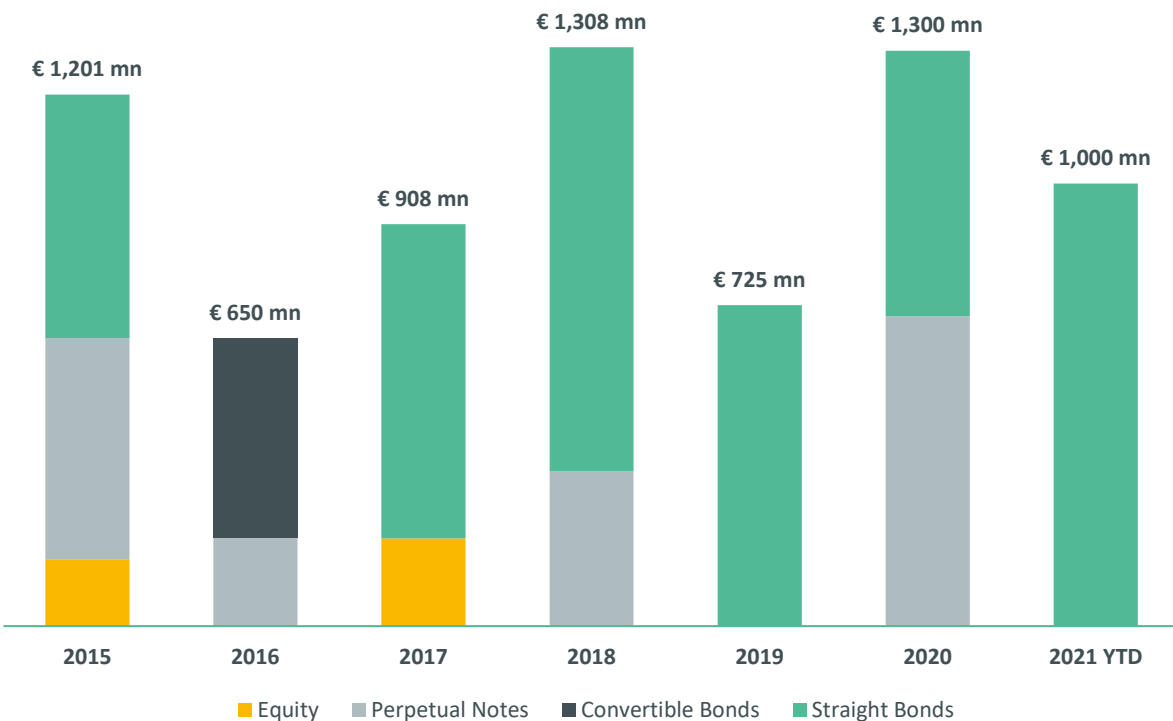
- GCP benefits greatly from a strong Board of Directors composed primarily of independent directors.
- Additionally, the Audit, Risk, Nomination & Remuneration committee members are mostly independent directors providing strong governance to the organization.

3

INTEGRATED SUSTAINABLE BUSINESS STRATEGY

- Sustainability goals further entrenched into the core business with GCP's integrated sustainable business strategy.
- Milestones and targets aligned with the relevant United Nations' Sustainable Development Goals.

STRONG CAPITAL MARKET ACCESS



Proven track record

Approx. **€9 billion** of capital raised since 2012, with a proven track record in 4 different instruments: Equity, Perpetual notes, Convertible bonds and Straight bonds across a broad spectrum of investors & markets

GCP's largest issuance of **€1 billion** during 2021 YTD

€1.3 billion issued in 2020, with €600 million issued at the peak of the pandemic

Over **€700 million** issued in 2019

Strong activity in 2018, issuing **€1.3 billion**

Over **€900 million** issued in 2017

EQUITY & BOND BOOKRUNNERS



ANALYST COVERAGE



KEY INDEX INCLUSIONS



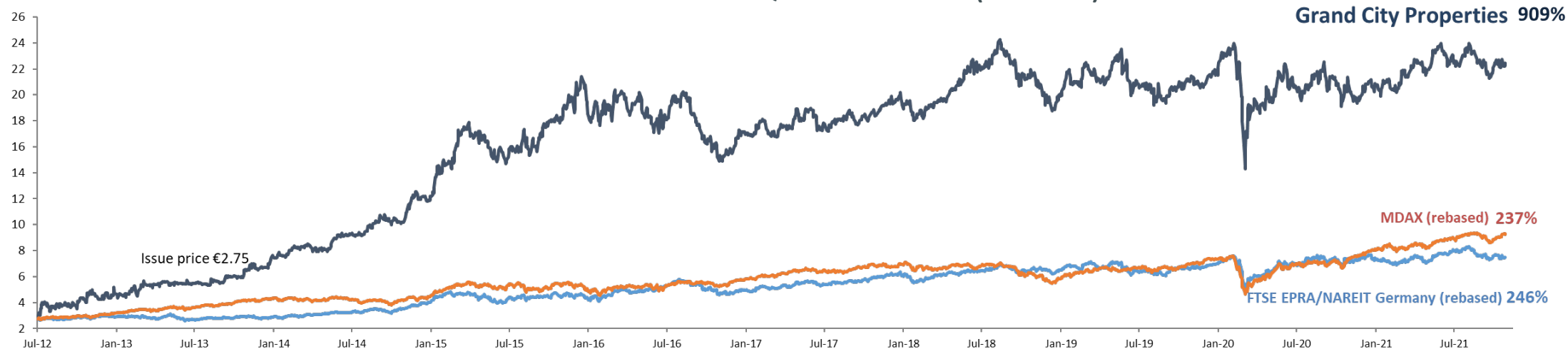
-Global Developed
-Europe Developed
-Eurozone
-Germany

MSCI WORLD IMI
Core Real Estate

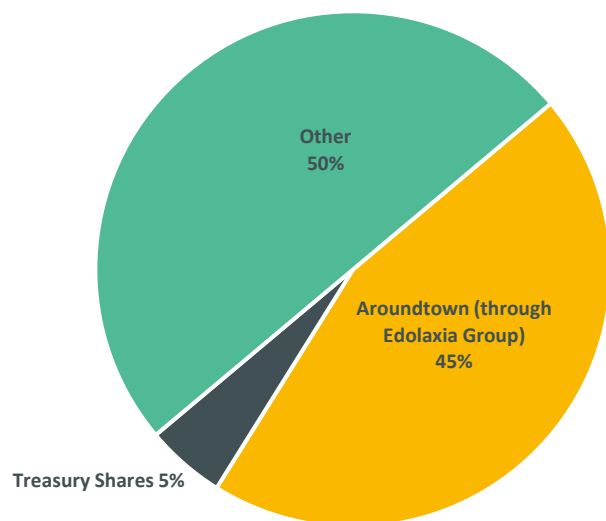


SHARE DEVELOPMENT & OWNERSHIP STRUCTURE

GCP - SHARE PRICE AND TOTAL RETURN SINCE FIRST EQUITY PLACEMENT (19.7.2012)



OWNERSHIP STRUCTURE



Placement	Frankfurt Stock Exchange (Prime Standard)
First equity issuance	19.07.2012 (€2.75 per share)
Number of shares (as of 30 Sep 2021)	176,187,899
Number of shares, excluding suspended voting rights, base for share KPI calculations (as of 30 Sep 2021)	167,534,948
Number of shares, excluding suspended voting rights, (fully diluted as of 30 Sep 2021)	187,128,789
Symbol (Xetra)	GYC

MANAGEMENT

Refael Zamir
Chief Executive Officer /
CFO



Mr. Zamir is the Chief Executive Officer and CFO of Grand City Properties. Mr. Zamir has worked for the Group starting from 2013 and has 15 years of international experience in management, capital markets, finance and accounting. Before Mr. Zamir became the CEO, he served for 7 years as the Chairman of the Company's board of directors and CFO. In addition, Mr. Zamir served for several years as manager for Ernst & Young in the real-estate and financial institutions sectors. Mr. Zamir is a CPA and holds a BA and MBA in finance and business administration.

Board of Directors

Christian Windfuhr
Chairman, Director



Mr. Windfuhr is the Chairman of the Board of Grand City Properties. Before joining Grand City Mr. Windfuhr served as CEO of Maritim Hotels, with 40 hotels in Germany. Prior to this he served as CEO of Mövenpick. He achieved the financial turnaround of Mövenpick, drove international expansion, publicly listed the company, and worked out a strategic partnership with Kingdom Holding (HRH Prince Alwaleed) and JP Morgan. Served as Director of TUI, Europe's largest tour operator. He served high positions in Holiday Inn, Kempinski, & Southern Sun. Graduated at Cornell University.

Simone Runge-Brandner
Independent director



Ms. Runge-Brandner is an independent Director and member of the audit-, remuneration- and nomination committee. Her past positions include Deal Manager (Director) at UBS Deutschland AG, Vice President Real Estate Finance/ Investment Funds, Credit Manager at Dekabank Frankfurt and Credit Manager Real Estate Finance at Helaba Frankfurt. Ms. Runge-Brandner has a Diploma in International business administration.

Daniel Malkin
Independent director



Mr. Malkin is an independent Director and member of the audit-, remuneration- and nomination committee. Before joining Grand City, he served as an Investment & fund Manager of fixed income investment funds at Excellence Investment Bank. Has a BA in Business Administration.

Audit Committee

Consists of the two independent directors Simone Runge-Brandner and Daniel Malkin

Senior Management

Sebastian Remmert-Faltin
COO



Mr. Remmert has more than 20 years professional experience in the real estate industry. He covered positions ranging from asset management, letting, marketing and other operational aspects

Or Zohar
Business development



Prior to GCP, Mr. Zohar worked as the head of business development in Mark Hotels GmbH and as a Managing Director in Bluebay GmbH. Mr. Zohar holds a BSc and a MA in real estate and finance

Mandy Kuebscholl
Head of Service Center



Past experience include director of Central Reservation at GCH, Director of Revenue & Reservations at Ramada international. Education: Hotel Management from the Management Trainee program at Marriott International. Ms. Kuebscholl is also responsible for GCP's 24/7 service center and general tenant satisfactions aspects

MANAGEMENT

Senior Management (continued)

Michael Bar-Yosef
Senior Financial Analyst



Mr. Bar-Yosef is responsible for financial modeling and cooperates with equity researchers to analyze their financial models. Before joining GCP he served as a financial and corporate analyst for a financial advisory and was an economist. Mr. Bar-Yosef holds an MBA in economics.

Kathrin Lampen
Head of Legal



Ms. Lampen has more than 10 years experience in the field and advises the senior management in the fields of legal corporate as well as contract and compliance. Prior to joining GCP she served as a legal counsel at Sirius Real Estate. Ms. Behlau holds a law degree from the University of Marburg (Germany) and Université de Lausanne (Switzerland).

Advisory Board

Yakir Gabay



Mr. Gabay is the chairman of the Advisory Board. Before GCP, Mr. Gabay was chairman & managing partner of an investment company which managed over \$30 billion of assets, before that he was the CEO of the investment banking of Bank Leumi. Mr. Gabay holds an MBA and BA in Accounting/Economics and is a CPA.

Claudio Jarczyk



Advisory Board member. Prior to GCP, Mr. Jarczyk served as an Executive Director at BerlinHyp Bank specializing in real estate financing with a focus on international clients, as a Chief International Executive at Landesbank Berlin and as an International Division-Department Manager at Bayerische Vereinsbank Munich. Mr. Jarczyk holds a Dipl.Kfm. / MBA at Munich University.

David Maimon



Mr. Maimon was the President and CEO of EL AL Israel Airlines. Prior to that, Mr. Maimon was EVP of Customer Service, Commerce & Industry Affairs Sales & Marketing in EL AL Airlines and also served as a Director in various Israeli commercial companies such as Leumi Gemel Ltd, Hever and Sun D'Or International Airlines. Mr. Maimon holds an MBA.

Strong Board of Directors and senior management structure

- Majority of the board of directors is independent
- Audit committee members are independent
- Longevity in the company with high and stable retention rate
- Incentivized to align with the Company's long-term goals – like-for-like occupancy and rent increase, operational efficiency, increase in adjusted EBITDA, FFO per share, EPS and NAV per share, keeping conservative financial ratios, with the strategic target to further improve the Group's rating to A-

CREDIT RATING MATRIX

FINANCIAL RISK PROFILE

BUSINESS RISK PROFILE	S&P Global	1 MINIMAL	2 MODEST	3 INTERMEDIATE	4 SIGNIFICANT	5 AGGRESSIVE	6 HIGH LEVER-AGED
	1 EXCELLENT	aaa/ aa+	aa	a+/a	a- (Vonovia- BBB+) ¹	bbb	bbb-/bb+
2 STRONG	aa/ aa-	a+/a	A- ← BBB+ (GCP) (Covivio) (DW) ²	BBB	bb+	bb	
3 SATISFACTORY	a/a-	bbb+ (Akelius)	BBB/BBB-	BBB-/bb+	bb	b+	
4 FAIR	bbb/ bbb-	bbb-	bb+	bb (Adler Group)	bb-	b	
5 WEAK	bb+	bb+	bb	bb-	b+	b/b-	
6 VULNERABLE	bb-	bb-	bb-	b+	b	b-	

GCP will continue strengthening its position within the business profile

1 rating anchor of Vonovia is A-, after the effects of modifiers, is BBB+
 2 rating anchor of DW is A-, after the effect of modifiers, is BBB+

Strong position within the investment grade scaling with a long-term rating of BBB+ (A-2 short term) S&P rating

With a robust business risk profile and a steady and secure financial risk profile, GCP is well placed for further rating improvements towards the A- rating.

The Board of Directors of GCP has decided to strategically aim for A- rating from S&P and will continue to implement measures to achieve this target.

DISCLAIMER

IMPORTANT:

This presentation has been provided for information purposes only and is being circulated on a confidential basis. This presentation shall be used only in accordance with applicable law, e.g. regarding national and international insider dealing rules, and must not be distributed, published or reproduced, in whole or in part, nor may its contents be disclosed by the recipient to any other person. Receipt of this presentation constitutes an express agreement to be bound by such confidentiality and the other terms set out herein. This presentation includes statements, estimates, opinions and projections with respect to anticipated future performance of the Group ("forward-looking statements"). All forward-looking statements contained in this document and all views expressed and all projections, forecasts or statements relating to expectations regarding future events or the possible future performance of Grand City Properties S.A. or any corporation affiliated with Grand City Properties S.A. (the "Group") only represent the own assessments and interpretation by Grand City Properties S.A. of information available to it as of the date of this document. They have not been independently verified or assessed and may or may not prove to be correct. Any forward-looking statements may involve significant risks and uncertainties and should not be read as guarantees of future performance or results and will not necessarily be accurate indications of whether or not such results will be achieved. No representation is made or assurance given that such statements, views, projections or forecasts are correct or that they will be achieved as described. Tables and diagrams may include rounding effects. This presentation is intended to provide a general overview of the Group's business and does not purport to deal with all aspects and details regarding the Group. Accordingly, neither the Group nor any of its directors, officers, employees or advisers nor any other person makes any representation or warranty, express or implied, as to, and accordingly no reliance should be placed on, the accuracy or completeness of the information contained in the presentation or of the views given or implied. Neither the Group nor any of its directors, officers, employees or advisors nor any other person shall have any liability whatsoever for any errors or omissions or any loss howsoever arising, directly or indirectly, from any use of this information or its contents or otherwise arising in connection therewith. Grand City Properties S.A. does not undertake any obligation to publicly release any revisions to these forward-looking statements to reflect events or circumstances after the date of this presentation.

THANK YOU

Katrin Petersen

Head of Communication

E-mail: katrin.petersen@grandcity.lu

www.grandcityproperties.com